



2007 Mathematics

Intermediate 1 Units 1, 2 & 3 Paper 1

Finalised Marking Instructions

© Scottish Qualifications Authority 2007

The information in this publication may be reproduced to support SQA qualifications only on a non-commercial basis. If it is to be used for any other purposes written permission must be obtained from the Assessment Materials Team, Dalkeith.

Where the publication includes materials from sources other than SQA (secondary copyright), this material should only be reproduced for the purposes of examination or assessment. If it needs to be reproduced for any other purpose it is the centre's responsibility to obtain the necessary copyright clearance. SQA's Assessment Materials Team at Dalkeith may be able to direct you to the secondary sources.

These Marking Instructions have been prepared by Examination Teams for use by SQA Appointed Markers when marking External Course Assessments. This publication must not be reproduced for commercial or trade purposes.

General Marking Principles

These principles describe the approach to be taken when marking Intermediate 1 Mathematics papers. For more detailed guidance please refer to the notes which are included with the Marking Instructions.

- 1 Marks must be assigned in accordance with the Marking Instructions. The main principle in marking scripts is to give credit for the skills demonstrated and the criteria met. Failure to have the correct method may not preclude a candidate gaining credit for the calculations involved or for the communication of the answer.
- 2 The answer to one part of a question, even if incorrect, must be accepted as a basis for subsequent dependent parts of the question. Full marks in the dependent part(s) may be awarded provided the question is not simplified.
- 3 The following should not be penalised:
 - working subsequent to a correct answer (unless it provides firm evidence that the requirements of the question have not been met)
 - omission or misuse of units (unless marks have been specifically allocated for the purpose in the marking scheme)
 - bad form, eg $\sin x^\circ = 0.5 = 30^\circ$
 - legitimate variation in numerical values / algebraic expressions.
- 4 Solutions which seem unlikely to include anything of relevance must nevertheless be followed through. Candidates still have the opportunity of gaining one mark or more provided the solution satisfies the criteria for the mark(s).
- 5 Full credit should only be given where the solution contains appropriate working. Where the correct answer may be obtained by inspection or mentally, credit may be given, but reference to this will be made in the Marking Instructions.
- 6 In general markers will only be able to give credit for answers if working is shown. A wrong answer without working receives no credit unless specifically mentioned in the Marking Instructions. The rubric on the outside of the question papers emphasises that working must be shown.
- 7 Sometimes the method to be used in a particular question is explicitly stated; no credit should be given where a candidate obtains the correct answer by an alternative method.
- 8 Where the method to be used in a particular question is not explicitly stated, full credit must be given for alternative methods which produce the correct answer.
- 9 Do not penalise the same error twice in the same question.
- 10 Do not penalise a transcription error unless the question has been simplified as a result.
- 11 Do not penalise inadvertent use of radians in trigonometry questions, provided their use is consistent within the question.

Practical Details

The Marking Instructions should be regarded as a working document and have been developed and expanded on the basis of candidates' responses to a particular paper. While the guiding principles of assessment remain constant, details can change depending on the content of a particular examination paper in a given year.

- 1 Each mark awarded in a question is referenced to one criterion in the marking scheme by means of a bullet point.
- 2 Where a candidate has scored zero marks for any question attempted, "0" should be shown against the answer in the place in the margin.
- 3 Where a marker wishes to indicate how s/he has awarded marks, the following should be used:
 - (a) Correct working should be ticked, ✓.
 - (b) Where working subsequent to an error is followed through, if otherwise correct and can be awarded marks, it should be marked with a crossed tick, ✗.
 - (c) Each error should be underlined at the point in the working where it first occurs.
- 4 **Do not write any comments, words or acronyms on the scripts.**

Mathematics Intermediate 1: Paper 1, Units 1, 2 and 3

Question No	Marking Scheme Give 1 mark for each •	Illustrations of evidence for awarding a mark at each •
1 (a)	Ans: 19.22 • ¹ process: calculate $8.52 + 10.7$	• ¹ 19.22 <p style="text-align: right;">1 mark</p>
(b)	Ans: 0.47 • ¹ process: calculate $3.76 \div 8$	• ¹ 0.47 <p style="text-align: right;">1 mark</p>
(c)	Ans: $\frac{57}{1000}$ • ¹ process: change 0.057 into a fraction	• ¹ $\frac{57}{1000}$ <p style="text-align: right;">1 mark</p>
(d)	Ans: £288 • ¹ strategy: correct method • ² process: calculate 90% of £320	• ¹ eg $320 \div 10 \times 9$ or equivalent • ² 288 <p style="text-align: right;">2 marks</p>
NOTES: 1. Correct answer without working award 2/2 2. 28.8(0) no working necessary award 1/2		
2	Ans: £61.20 • ¹ strategy: correct method • ² process: multiply correctly (see note 3)	• ¹ 8×7.65 • ² 61.2(0) <p style="text-align: right;">2 marks</p>
NOTES: 1. Correct answer without working award 2/2 2. Do not award 1st mark for eg $8 \times 7.65 + 8000$ 3. 2 nd mark only available for correctly multiplying 7.65 by any number > 6 except 10, 100, 1000 etc		

Question No	Marking Scheme Give 1 mark for each •	Illustrations of evidence for awarding a mark at each •
3	Ans: $a < 9$ • ¹ process: collect constants • ² process: solve inequality for a	• ¹ $7a < 63$ • ² $a < 9$ <p style="text-align: right;">2 marks</p>

NOTES:

- For answers without valid working award 1/2
 eg (i) $a < 9$ without working
 (ii) $7 \times 9 + 6 < 69 \rightarrow a < 9$
- Answers acceptable for partial credit (valid working must be shown) award 1/2
 (i) $7a < 63 \rightarrow a < 9$
 (ii) $7a < 63 \rightarrow a = 9$ or $7a = 63 \rightarrow a = 9$
 (iii) $7a < 75 \rightarrow a < 10.7$ (disregard incorrect rounding)

4	Ans: 7.8 minutes • ¹ communicate/process: complete table • ² strategy: know to divide Σfx by 50 • ³ process: correctly divide Σfx	• ¹ $\begin{array}{r} 108 \\ \underline{60} \\ 390 \end{array}$ • ² $390 \div 50$ • ³ 7.8 <p style="text-align: right;">3 marks</p>
---	--	---

NOTES:

- | <u>Final answer</u> | <u>Criterion for 1st mark met</u> | <u>Criterion for 1st mark not met</u> |
|---------------------|-----------------------------------|---------------------------------------|
| 7.8 | 3/3 | 2/3 |
| 65 ($390 \div 6$) | 1/3 | 0/3 |
- Award of 1st mark
 108, 60 and 390 need not appear in table but must be shown in working
- Do not award 3rd mark for a division by 10 or a division with a whole number answer
 eg $390 \div 6 = 65$, $389 \div 10 = 38.9$, $400 \div 50 = 8$
 Acceptable answers to division should be rounded or truncated to at least one decimal place
 eg $388 \div 6 = 64.6\dots$ or 64.7

Question No	Marking Scheme Give 1 mark for each •	Illustrations of evidence for awarding a mark at each •
5 (a)	Ans: -7, -3, 9 • ¹ process: calculate y when $x = -1$ • ² process: calculate y when $x = 0$ and $x = 3$	• ¹ -7 • ² -3 and 9 <p style="text-align: right;">2 marks</p>
(b)	Ans: straight line graph of $y = 4x - 3$ • ¹ communicate: prepare to draw line • ² communicate: draw the line $y = 4x - 3$	• ¹ all three points from table plotted correctly • ² draw straight line through the four points shown in the table <p style="text-align: right;">2 marks</p>
NOTES: 1 If the line $y = 4x - 3$ is drawn (minimum acceptable length: line joining $(-1, -7)$ to $(1, 1)$ or $(0, -3)$ to $(2, 5)$) award 2/2 2 Where the four points in the table satisfy $y = x$ or $y = 2 - x$ then award 1/2 for drawing a line through the four points		
6	Ans: 8cm • ¹ strategy: know to let $l b h = \text{volume of container}$ • ² strategy: know how to find height of container • ³ process: carry out all calculations correctly	• ¹ $20 \times 10 \times h = 1600$ • ² $\frac{1600}{20 \times 10}$ • ³ 8 <p style="text-align: right;">3 marks</p>
NOTES: 1. 8 with no working award 0/3 2. Answers acceptable for partial credit (working must be shown) (i) $20 \times 10 \times 8$ award 2/3 (ii) $1600 \div (20 + 10) = 53.3\dots$ award 2/3 (iii) $1600 - 200 = 1400$ award 1/3		

Question No	Marking Scheme Give 1 mark for each •	Illustrations of evidence for awarding a mark at each •
7 (a)	Ans: -8 • ¹ process: calculate $2 \times (-2) \times 2$	• ¹ -8 1 mark
(b)	Ans: 17 • ¹ process: calculate $11 - (-6)$	• ¹ 17 1 mark
NOTES:		
8	Ans: see below • ¹ interpret: interpret information • ² strategy: find some possibilities • ³ strategy: find all possibilities	• ¹ one correct row • ² two more correct rows • ³ final two correct rows 3 marks
NOTES:		
1. Where there are missing or incorrect totals a maximum of 2 marks is available (a) 5 rows of ticks “correct” award 2/3 (b) 2 rows of ticks “correct” award 1/3		

Lamp 100 watts	Computer 200 watts	Games Machine 400 watts	Microwave 700 watts	Heater 1000 watts	Kettle 2300 watts	Total Watts
✓	✓	✓			✓	3000
✓	✓		✓	✓		2000
✓		✓	✓	✓		2200
	✓	✓	✓	✓		2300
✓	✓	✓	✓			1400

Question No	Marking Scheme Give 1 mark for each •	Illustrations of evidence for awarding a mark at each •
9	Ans: 54 • ¹ process: start to evaluate • ² process: continue evaluation • ³ process: complete evaluation	• ¹ see note 1 • ² see note 1 • ³ 54 <div style="text-align: right;">3 marks</div>

NOTES:

1. •¹ (a) $3(11+7)$ (b) $\frac{1}{2} \times 6 \times 18$ (c) $\frac{1}{2} \times 6 \times 11 + \frac{1}{2} \times 6 \times 7$

•² $= 3 \times 18$ $= \frac{1}{2} \times 108$ $= 3 \times 11 + 3 \times 7$

or
 $\frac{1}{2} \times 66 + \frac{1}{2} \times 42$

<u>Final answer</u>	<u>With working</u>	<u>Without working</u>
54	3/3	3/3
108 (6×18)	2/3	0/3
40 (3×11+7)	2/3	0/3
75 ($\frac{1}{2} \times 66 + 42$)	2/3	0/3
36.5 ($\frac{1}{2} \times [66 + 7]$)	2/3	0/3
73 (66+7)	1/3	0/3
21 (3+18)	1/3	0/3
231 (3×11×7)	1/3	0/3
24 (6+11+7)	0/3	0/3
12 ($\frac{1}{2} [6 + 11 + 7]$)	0/3	0/3

Question No	Marking Scheme Give 1 mark for each •	Illustrations of evidence for awarding a mark at each •
10	<p>Ans: $\frac{9}{15}$, $\frac{8}{15}$ so bag 1</p> <ul style="list-style-type: none"> •¹ process: find probability •² strategy/process: find other probability and attempt to compare it with first probability •³ strategy/process/communicate: compare fractions and state conclusion 	<ul style="list-style-type: none"> •¹ $\frac{3}{5}$ or $\frac{8}{15}$ •² $\frac{3}{5}$ and $\frac{8}{15}$ and evidence of attempting to compare probabilities •³ $\frac{9}{15}$ so Bag 1 <p style="text-align: right;">3 marks</p>
<p>NOTES:</p> <p>1. Accept 8:15, 8 out of 15, 8 in 15, 8 – 15, 0.53, 53%</p>		

TOTAL MARKS FOR PAPER 1

30

[END OF MARKING INSTRUCTIONS]



2007 Mathematics

Intermediate 1 Units 1, 2 & 3 Paper 2

Finalised Marking Instructions

© Scottish Qualifications Authority 2007

The information in this publication may be reproduced to support SQA qualifications only on a non-commercial basis. If it is to be used for any other purposes written permission must be obtained from the Assessment Materials Team, Dalkeith.

Where the publication includes materials from sources other than SQA (secondary copyright), this material should only be reproduced for the purposes of examination or assessment. If it needs to be reproduced for any other purpose it is the centre's responsibility to obtain the necessary copyright clearance. SQA's Assessment Materials Team at Dalkeith may be able to direct you to the secondary sources.

These Marking Instructions have been prepared by Examination Teams for use by SQA Appointed Markers when marking External Course Assessments. This publication must not be reproduced for commercial or trade purposes.

General Marking Principles

These principles describe the approach to be taken when marking Intermediate 1 Mathematics papers. For more detailed guidance please refer to the notes which are included with the Marking Instructions.

1. Marks must be assigned in accordance with the Marking Instructions. The main principle in marking scripts is to give credit for the skills demonstrated and the criteria met. Failure to have the correct method may not preclude a candidate gaining credit for the calculations involved or for the communication of the answer.
2. The answer to one part of a question, even if incorrect, must be accepted as a basis for subsequent dependent parts of the question. Full marks in the dependent part(s) may be awarded provided the question is not simplified.
3. The following should not be penalised:
 - working subsequent to a correct answer (unless it provides firm evidence that the requirements of the question have not been met)
 - omission or misuse of units (unless marks have been specifically allocated for the purpose in the marking scheme)
 - bad form, eg $\sin x^\circ = 0.5 = 30^\circ$
 - legitimate variation in numerical values/algebraic expressions.
4. Solutions which seem unlikely to include anything of relevance must nevertheless be followed through. Candidates still have the opportunity of gaining one mark or more provided the solution satisfies the criteria for the mark(s).
5. Full credit should only be given where the solution contains appropriate working. Where the correct answer may be obtained by inspection or mentally, credit may be given, but reference to this will be made in the Marking Instructions.
6. In general markers will only be able to give credit for answers if working is shown. A wrong answer without working receives no credit unless specifically mentioned in the Marking Instructions. The rubric on the outside of the question papers emphasises that working must be shown.
7. Sometimes the method to be used in a particular question is explicitly stated; no credit should be given where a candidate obtains the correct answer by an alternative method.
8. Where the method to be used in a particular question is not explicitly stated, full credit must be given for alternative methods which produce the correct answer.
9. Do not penalise the same error twice in the same question.
10. Do not penalise a transcription error unless the question has been simplified as a result.
11. Do not penalise the inadvertent use of radians in trigonometry questions, provided their use is consistent within the question.

Practical Details

The Marking Instructions should be regarded as a working document and have been developed and expanded on the basis of candidates' responses to a particular paper. While the guiding principles of assessment remain constant, details can change depending on the content of a particular examination paper in a given year.

1. Each mark awarded in a question is referenced to one criterion in the marking scheme by means of a bullet point.
2. Where a candidate has scored zero marks for any question attempted, "0" should be shown against the answer in the place in the margin.
3. Where a marker wishes to indicate how s/he has awarded full marks, the following should be used:
 - (a) Correct working should be ticked, ✓ .
 - (b) Where working subsequent to an error is followed through, if otherwise correct and can be awarded marks, it should be marked with a crossed tick, ✓✗.
 - (c) Each error should be underlined at the point in the working where it first occurs.
4. **Do not write any comments, words or acronyms on the scripts.**

Mathematics Intermediate 1: Paper 2, Units 1, 2 and 3

Question No	Marking Scheme Give 1 mark for each •	Illustrations of evidence for awarding a mark at each •
1 (a)	Ans: 16 • ¹ interpret: interpret bar graph	• ¹ 16 <p style="text-align: right;">1 mark</p>
(b)	Ans: B • ¹ interpret: identify mode	• ¹ B <p style="text-align: right;">1 mark</p>
NOTES:		
2	Ans: 1.5×10^8 • ¹ process: express in standard form • ² process: express in standard form	• ¹ • ² $1.5(0) \times 10^8$ (award 1 for $1.5(0) \times 10^n$ [$n \geq 2$] 150×10^6 , $15(\cdot 0) \times 10^7$, $1.5(0) \times 10^8$) <p style="text-align: right;">2 marks</p>
NOTES:		

Question No	Marking Scheme Give 1 mark for each •	Illustrations of evidence for awarding a mark at each •
3	<p>Ans: 236 mph</p> <ul style="list-style-type: none"> •¹ strategy: know how to find speed •² process: find time •³ process: find speed 	<ul style="list-style-type: none"> •¹ $S = \frac{D}{T}$ •² 1h 15m •³ $295 \div 1.25 = 236$ <p style="text-align: right;">3 marks</p>

NOTES:

1.	<u>Final answer</u>		<u>With working</u>		<u>Without working</u>
	236		3/3		3/3
	257, 256 (...)	$(295 \div 1.15)$	2/3	} disregard incorrect rounding	1/3
	3.9 (...)	$(295 \div 75)$	2/3		1/3
	369, 368 (.75)	(295×1.25)	2/3		0/3
	339 (.25)	(295×1.15)	1/3		0/3
	22125	(295×75)	1/3		0/3

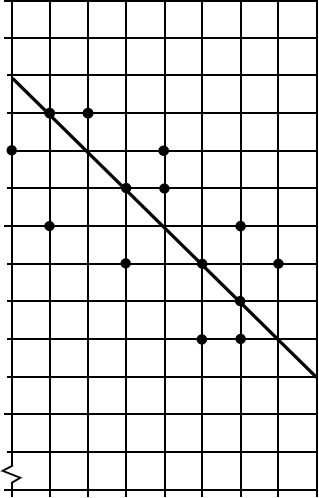
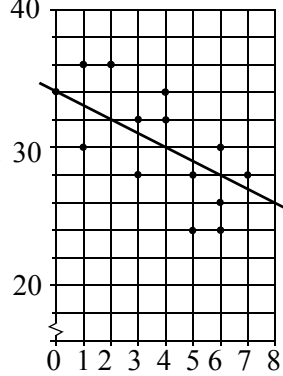
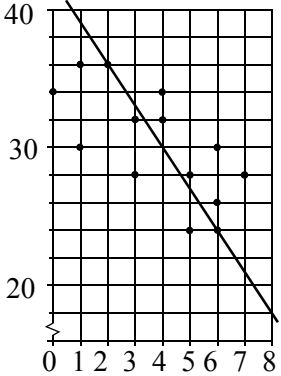
2. 3rd mark is not available for division by whole number of hours.

4	<p>Ans: $y = 4$</p> <ul style="list-style-type: none"> •¹ process: start to collect like terms •² process: collect like terms and equate •³ process: solve equation for y 	<ul style="list-style-type: none"> •¹ $14y$ or 56 •² $14y = 56$ •³ $y = 4$ <p style="text-align: right;">3 marks</p>
---	---	---

NOTES:

1. For answers without valid working award 1/3
eg (i) $y = 4$ without working
(ii) $17 \times 4 - 12 = 3 \times 4 + 44 \rightarrow y = 4$
2. For the award of the 3rd mark an answer of the form $y =$ is required.
3. Answers acceptable for partial credit (valid working must be shown)

(i) $14y = 56 \rightarrow 4$	}	award 2/3
(ii) $14y = 32 \rightarrow y = 2.2 \dots$ (disregard incorrect rounding)		
(iii) $20y = 56 \rightarrow y = 2.8 \dots$		
(iv) $20y = 32 \rightarrow y = 1.6$		award 1/3

Question No	Marking Scheme Give 1 mark for each •	Illustrations of evidence for awarding a mark at each •
5 (a)	<p>Ans: line of best fit drawn</p>  <p>•¹ communicate: draw line of best fit</p>	<p>•¹ line of best fit drawn</p> <p style="text-align: right;">1 mark</p>
<p>NOTES:</p> <p>1. Accept straight lines with $-\frac{3}{2} \leq \text{gradient} \leq -\frac{1}{2}$ and $(\text{points above line}) - (\text{points below line}) \leq 2$</p> <p>eg</p> $ (\text{points above line}) - (\text{points below line}) \leq 2$ <p>eg</p> <div style="display: flex; justify-content: space-around;"> <div data-bbox="316 1272 667 1686">  </div> <div data-bbox="802 1272 1153 1686">  </div> </div>		
(b)	<p>Ans: consistent with line of best fit</p> <p>•¹ interpret: interpret scattergraph</p>	<p>•¹ consistent with line of best fit</p> <p style="text-align: right;">1 mark</p>

Question No	Marking Scheme Give 1 mark for each •	Illustrations of evidence for awarding a mark at each •
6 (a)	Ans: $13p + 9$ • ¹ process: multiply out brackets • ² process: collect like terms	• ¹ $15p + 9 - 2p$ or $15p + 9$ • ² $13p + 9$ <p style="text-align: right;">2 marks</p>
NOTES: 1. Do not award 1 st mark for $15p + 9 - 6p$		
(b)	Ans: $7(3 - 2m)$ • ¹ process: identify common factor • ² process: factorise	• ¹ 7 or $3 - 2m$ • ² $7(3 - 2m)$ <p style="text-align: right;">2 marks</p>
NOTES: 1. $2(10 \cdot 5 - 7m)$, $14(1 \cdot 5 - m)$ <p style="text-align: right;">award 1/2</p>		

Question No	Marking Scheme Give 1 mark for each •	Illustrations of evidence for awarding a mark at each •												
7 (a)	<p>Ans: 72kg</p> <ul style="list-style-type: none"> •¹ strategy: know to order numbers •² process: find median 	<ul style="list-style-type: none"> •¹ 64 66 69 71 71 73 75 76 77 78 •² 72 <p style="text-align: right;">2 marks</p>												
<p>NOTES:</p> <table data-bbox="177 568 1410 716"> <tr> <td style="width: 33%;">1. <u>Answer</u></td> <td style="width: 33%; text-align: center;"><u>with valid working</u></td> <td style="width: 33%; text-align: center;"><u>without valid working</u></td> </tr> <tr> <td>72</td> <td style="text-align: center;">2/2</td> <td style="text-align: center;">1/2</td> </tr> <tr> <td>73·5 (numbers not ordered)</td> <td style="text-align: center;">1/2</td> <td style="text-align: center;">0/2</td> </tr> <tr> <td>14 (range)</td> <td style="text-align: center;">1/2</td> <td style="text-align: center;">0/2</td> </tr> </table> <p>2. If “correct” median is found from ordered list with one missing (or one extra) number award 1/2</p>			1. <u>Answer</u>	<u>with valid working</u>	<u>without valid working</u>	72	2/2	1/2	73·5 (numbers not ordered)	1/2	0/2	14 (range)	1/2	0/2
1. <u>Answer</u>	<u>with valid working</u>	<u>without valid working</u>												
72	2/2	1/2												
73·5 (numbers not ordered)	1/2	0/2												
14 (range)	1/2	0/2												
(b)	<p>Ans: 14kg</p> <ul style="list-style-type: none"> •¹ strategy: select largest and smallest values •² process: find range 	<ul style="list-style-type: none"> •¹ 78, 64 •² 14 <p style="text-align: right;">2 marks</p>												
<p>NOTES:</p> <table data-bbox="177 1189 1410 1337"> <tr> <td style="width: 33%;">1. <u>Answer</u></td> <td style="width: 33%; text-align: center;"><u>with valid working</u></td> <td style="width: 33%; text-align: center;"><u>without valid working</u></td> </tr> <tr> <td>14</td> <td style="text-align: center;">2/2</td> <td style="text-align: center;">2/2</td> </tr> <tr> <td>7 (numbers not ordered)</td> <td style="text-align: center;">1/2</td> <td style="text-align: center;">0/2</td> </tr> <tr> <td>72 (mean or median)</td> <td style="text-align: center;">1/2</td> <td style="text-align: center;">0/2</td> </tr> </table>			1. <u>Answer</u>	<u>with valid working</u>	<u>without valid working</u>	14	2/2	2/2	7 (numbers not ordered)	1/2	0/2	72 (mean or median)	1/2	0/2
1. <u>Answer</u>	<u>with valid working</u>	<u>without valid working</u>												
14	2/2	2/2												
7 (numbers not ordered)	1/2	0/2												
72 (mean or median)	1/2	0/2												
(c)	<p>Ans: Group B heavier and weights vary more</p> <ul style="list-style-type: none"> •¹ interpret/communicate: interpret calculated statistics •² interpret/communicate: interpret calculated statistics 	<ul style="list-style-type: none"> •¹ Group B heavier •² Group B weights vary more <p style="text-align: right;">2 marks</p>												
<p>NOTES:</p> <p>1. Answer must be consistent with answers to parts (a) and (b)</p> <p>2. Do not accept eg Group B has a larger median than Group A Group B has a larger range of weights than Group A</p>														

Question No	Marking Scheme Give 1 mark for each •	Illustrations of evidence for awarding a mark at each •
8	<p>Ans: £291.84</p> <p>•¹ strategy/process: calculate gross interest</p> <p>•² •³ strategy/process: calculate net interest</p>	<p>•¹ 364.8(0)</p> <p>•² •³ 291.84 (award 1 for calculating savings tax or for correct method for calculating net interest)</p> <p style="text-align: right;">3 marks</p>

NOTES:

1.	<u>Answer</u>	<u>with valid working</u>	<u>without valid working</u>
	291.84	3/3	0/3
	7891.84 (7600 + 291.84)	3/3	0/3
	6371.84 (1.048 × 7600 – 20%)	2/3	0/3
	3.84(%) (80% of 4.8%)	2/3	0/3
2.	For $0.2 \times 7600 = 1520 \rightarrow (7600 - 1520) \times 0.048 = 291.84$		award 0/3
3.	Division or multiplication by 12 is invalid		
	eg (a) Do not award 1st mark for gross interest	=	$364.80 \div 12 = 30.40$
	(b) Do not award final mark for net interest	=	$291.84 \times 12 = 3502.08$

Question No	Marking Scheme Give 1 mark for each •	Illustrations of evidence for awarding a mark at each •									
9	<p>Ans: Yes, since 217cm < 220cm</p> <ul style="list-style-type: none"> •¹ strategy: correct form of Pythagoras Theorem •² process: calculate $195^2 + 95^2$ •³ process: calculate $\sqrt{47050}$ •⁴ communicate: state conclusion and valid reason 	<ul style="list-style-type: none"> •¹ $195^2 + 95^2$ •² 47050 •³ 216(.91) (rounded or truncated) •⁴ Yes. The diagonal is less than 220cm or the wood is more than 2.17m <p style="text-align: right;">4 marks</p>									
<p>NOTES:</p> <table border="0" style="width: 100%;"> <tr> <td style="width: 50%; vertical-align: top;"> <p>1. <u>Final answer</u></p> <p>(a) Yes. The diagonal is less than 220cm.</p> <p>(b) Yes. The wood is more than 2.17m.</p> <p>(c) Diagonal = 2.17 followed by Yes.</p> <p>(d) Diagonal = 217 followed by</p> <p style="padding-left: 20px;">(i) Yes. The diagonal is less than 2.2m</p> <p style="padding-left: 20px;">(ii) Yes. The wood is more than 217cm</p> </td> <td style="width: 20%; text-align: center; vertical-align: top;"> <p><u>With working</u></p> <p>4/4</p> <p>4/4</p> <p>4/4</p> <p>3/4</p> <p>3/4</p> </td> <td style="width: 30%; text-align: center; vertical-align: top;"> <p><u>Without working</u></p> <p>0/4</p> <p>3/4</p> <p>3/4</p> <p>2/4</p> <p>2/4</p> </td> </tr> </table> <p>2. 4th mark is only available for comparing 2.2m with the result of a calculation</p> <table border="0" style="width: 100%;"> <tr> <td style="width: 50%;">eg 195 + 95 = 290 = 2.9m, No</td> <td style="width: 50%;">award 1/4</td> </tr> <tr> <td>195 + 95 = 290, No</td> <td>award 0/4</td> </tr> <tr> <td>195 + 95 = 290, No since 290 > 220</td> <td>award 1/4</td> </tr> </table>			<p>1. <u>Final answer</u></p> <p>(a) Yes. The diagonal is less than 220cm.</p> <p>(b) Yes. The wood is more than 2.17m.</p> <p>(c) Diagonal = 2.17 followed by Yes.</p> <p>(d) Diagonal = 217 followed by</p> <p style="padding-left: 20px;">(i) Yes. The diagonal is less than 2.2m</p> <p style="padding-left: 20px;">(ii) Yes. The wood is more than 217cm</p>	<p><u>With working</u></p> <p>4/4</p> <p>4/4</p> <p>4/4</p> <p>3/4</p> <p>3/4</p>	<p><u>Without working</u></p> <p>0/4</p> <p>3/4</p> <p>3/4</p> <p>2/4</p> <p>2/4</p>	eg 195 + 95 = 290 = 2.9m, No	award 1/4	195 + 95 = 290, No	award 0/4	195 + 95 = 290, No since 290 > 220	award 1/4
<p>1. <u>Final answer</u></p> <p>(a) Yes. The diagonal is less than 220cm.</p> <p>(b) Yes. The wood is more than 2.17m.</p> <p>(c) Diagonal = 2.17 followed by Yes.</p> <p>(d) Diagonal = 217 followed by</p> <p style="padding-left: 20px;">(i) Yes. The diagonal is less than 2.2m</p> <p style="padding-left: 20px;">(ii) Yes. The wood is more than 217cm</p>	<p><u>With working</u></p> <p>4/4</p> <p>4/4</p> <p>4/4</p> <p>3/4</p> <p>3/4</p>	<p><u>Without working</u></p> <p>0/4</p> <p>3/4</p> <p>3/4</p> <p>2/4</p> <p>2/4</p>									
eg 195 + 95 = 290 = 2.9m, No	award 1/4										
195 + 95 = 290, No	award 0/4										
195 + 95 = 290, No since 290 > 220	award 1/4										

Question No	Marking Scheme Give 1 mark for each •	Illustrations of evidence for awarding a mark at each •													
10	<p>Ans: €207</p> <ul style="list-style-type: none"> •¹ strategy/process: convert \$1400 into pounds •² strategy/process: subtract 650 from answer to above •³ strategy/process: convert answer to above into euros 	<ul style="list-style-type: none"> •¹ $1400 \div 1.75 = 800$ •² $800 - 650 = 150$ •³ $150 \times 1.38 = 207$ <p style="text-align: right;">3 marks</p>													
<p>NOTES:</p> <table style="width: 100%; border-collapse: collapse;"> <thead> <tr> <th style="width: 60%;"></th> <th style="text-align: center; border-bottom: 1px solid black;"><u>No working necessary</u></th> </tr> </thead> <tbody> <tr> <td>1. (a) 207</td> <td style="text-align: center;">3/3</td> </tr> <tr> <td>(b) $1304.34, 1304.35$ ($[(1400 \times 1.75 - 650) \div 1.38]$)</td> <td style="text-align: center;">2/3</td> </tr> <tr> <td>(c) 2484 ($[(1400 \times 1.75) - 650] \times 1.38$)</td> <td style="text-align: center;">2/3</td> </tr> <tr> <td>(d) $1800(1400 \times 1.75 - 650)$</td> <td style="text-align: center;">1/3</td> </tr> <tr> <td>(e) $1035(1400 - 650) \times 1.38$</td> <td style="text-align: center;">1/3</td> </tr> </tbody> </table>				<u>No working necessary</u>	1. (a) 207	3/3	(b) $1304.34, 1304.35$ ($[(1400 \times 1.75 - 650) \div 1.38]$)	2/3	(c) 2484 ($[(1400 \times 1.75) - 650] \times 1.38$)	2/3	(d) $1800(1400 \times 1.75 - 650)$	1/3	(e) $1035(1400 - 650) \times 1.38$	1/3	
	<u>No working necessary</u>														
1. (a) 207	3/3														
(b) $1304.34, 1304.35$ ($[(1400 \times 1.75 - 650) \div 1.38]$)	2/3														
(c) 2484 ($[(1400 \times 1.75) - 650] \times 1.38$)	2/3														
(d) $1800(1400 \times 1.75 - 650)$	1/3														
(e) $1035(1400 - 650) \times 1.38$	1/3														
11	<p>Ans: 31.8°</p> <ul style="list-style-type: none"> •¹ strategy: use cosine ratio •² strategy/process: correct cos value or \cos^{-1} statement •³ process: find angle •⁴ process: round to one decimal place 	<ul style="list-style-type: none"> •¹ $\cos x^\circ = \frac{170}{200}$ •² $\cos x^\circ = 0.85$ or $x^\circ = \cos^{-1}(170/200)$ •³ 31.78 ... •⁴ 31.8 <p style="text-align: right;">4 marks</p>													
<p>NOTES:</p> <table style="width: 100%; border-collapse: collapse;"> <tbody> <tr> <td style="width: 40%;">1. Correct answer without working</td> <td style="width: 20%; text-align: center;">award 3/4</td> <td style="width: 40%;"></td> </tr> <tr> <td rowspan="2">2. 0.6, 0.5 (...) (radians used) 35.3 (grad used)</td> <td style="text-align: center;"><u>With working</u></td> <td style="text-align: center;"><u>Without working</u></td> </tr> <tr> <td style="text-align: center;">4/4</td> <td style="text-align: center;">3/4</td> </tr> <tr> <td rowspan="2"></td> <td style="text-align: center;">4/4</td> <td style="text-align: center;">3/4</td> </tr> <tr> <td colspan="2">3. Where an incorrect trig ratio is used, working should be followed through with the possibility of awarding 3/4.</td> </tr> </tbody> </table>			1. Correct answer without working	award 3/4		2. 0.6, 0.5 (...) (radians used) 35.3 (grad used)	<u>With working</u>	<u>Without working</u>	4/4	3/4		4/4	3/4	3. Where an incorrect trig ratio is used, working should be followed through with the possibility of awarding 3/4.	
1. Correct answer without working	award 3/4														
2. 0.6, 0.5 (...) (radians used) 35.3 (grad used)	<u>With working</u>	<u>Without working</u>													
	4/4	3/4													
	4/4	3/4													
	3. Where an incorrect trig ratio is used, working should be followed through with the possibility of awarding 3/4.														

Question No	Marking Scheme Give 1 mark for each •	Illustrations of evidence for awarding a mark at each •
12	<p>Ans: 35%</p> <ul style="list-style-type: none"> •¹ strategy: find loss •² strategy: know to express loss as a fraction of 40 •³ strategy: know to multiply fraction by 100 •⁴ process: carry out all calculations correctly 	<ul style="list-style-type: none"> •¹ 14 •² $\frac{14}{40}$ •³ $\frac{14}{40} \times 100$ •⁴ 35 <p style="text-align: right;">4 marks</p>

NOTES:

	<u>Final answer</u>	<u>With working</u>	<u>Without working</u>
1.	35	4/4	4/4
	$65 \left(\frac{26}{40} \times 100 \right)$	3/4	0/4
	$53(\dots)$ or $54 \left(\frac{14}{26} \times 100 \right)$	3/4	0/4
	$285(\dots) \left(\frac{40}{14} \times 100 \right)$	3/4	0/4
	$153(\dots) \left(\frac{40}{26} \times 100 \right)$	2/4	0/4
	$5(\cdot 6\dots)$ or $6 \left(\frac{14}{100} \times 40 \right)$	2/4	0/4
	$10(\cdot 4) \left(\frac{26}{100} \times 40 \right)$ or $\left(\frac{40}{100} \times 26 \right)$	1/4	0/4

Question No	Marking Scheme Give 1 mark for each •	Illustrations of evidence for awarding a mark at each •
13	<p>Ans: 51cm</p> <ul style="list-style-type: none"> •¹ strategy: know to calculate circumference of semi-circle •² strategy: substitute correct diameter into circumference formula •³ strategy: know to add $\frac{1}{2}\pi d + 32$ •⁴ process: carry out all calculations correctly (must include a circle calculation followed by an addition) •⁵ process: round to nearest whole number 	<ul style="list-style-type: none"> •¹ $\frac{1}{2}\pi d$ •² $\frac{1}{2} \times \pi \times 12$ •³ $\frac{1}{2} \times \pi \times 12 + 10 + 12 + 10$ •⁴ 50.8 ... •⁵ 51 <p style="text-align: right;">5 marks</p>

NOTES:

		<u>Final answer</u>	<u>With working</u>	<u>Without working</u>
1.	(a)	51	5/5	4/5
	(b)	70 ($\pi d + 32$)	4/5	0/5
	(c)	139 ($\frac{1}{2}\pi d + 120$)	4/5	0/5
	(d)	158 ($\pi d + 120$)	3/5	0/5
	(e)	89 ($\frac{1}{2}\pi r^2 + 32$)	3/5	0/5
	(f)	145 ($\pi r^2 + 32$)	3/5	0/5
	(g)	177 ($\frac{1}{2}\pi r^2 + 120$)	2/5	0/5
	(h)	233 ($\pi r^2 + 120$)	2/5	0/5
2.	Unrounded or incorrectly rounded versions of the above answers should be awarded 1 mark less than those shown above.			
3.	5th mark only available where candidate is required to round final answer to nearest whole number.			

Question No	Marking Scheme Give 1 mark for each •	Illustrations of evidence for awarding a mark at each •
14 (a)	Ans: (i) £28 (ii) £30 • ¹ strategy/process: calculate Pay As You Go cost • ² strategy/process: calculate Monthly Contract cost	• ¹ 28 or 2800p • ² 30 or 3000p <p style="text-align: right;">2 marks</p>
NOTES: 1. 2800 <u>and</u> 3000 award 1/2		
(b)	Ans: 225 minutes • ¹ strategy/process: compare costs for any number of minutes \neq 200 • ² strategy/process: compare costs for another number of minutes \neq 200 • ³ strategy/process: continue until correct answer is found	• ¹ • ² • ³ 225 minutes and 31·50 (award 2 for eg 210 mins Nick = 29·40 Amy = 30·60 220 mins Nick = 30·80 Amy = 31·20) (award 1 for eg 210 mins Nick = 29·40 Amy = 210 \times 6p = 12·60 + 18) <p style="text-align: right;">3 marks</p>
NOTES: 1. minimum evidence required for 3/3 225 and 31·50 2. minimum evidence required for award of each mark EITHER both costs correct OR one cost correct and correct method for other cost 3. Alternative Method • ¹ $14x = 6x + 1800$ • ² $8x = 1800$ • ³ $x = 225$ 4. when the Monthly Contract rental is omitted in (a)(ii) and (b) then a maximum of one mark is available for correctly comparing costs for a minimum of two cases eg 210 mins Nick = 29·40 Amy = 12·60 220 mins Nick = 30·80 Amy = 13·20 award 1/3		

TOTAL MARKS FOR PAPER 2
50

TOTAL MARKS FOR PAPER 1 & 2
80